

## GUARANTEE

For a period of one year from date of purchase, the W.A. Sheaffer Pen Company guarantees to replace without charge any parts which upon factory inspection are found to be defective. In such cases, the only charge made is for postage.

W. A. SHEAFFER PEN CO., Heidelberg, VIC.

It's a fine fountain pen! It's a fashion accessory!

Lady Sheaffer<sup>TM</sup>  
'SKRIPSERT' FOUNTAIN PEN

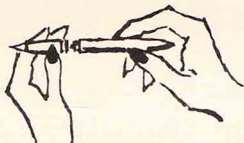
So lady-like to fill!



1. Remove cap.



3. Drop Skrip cartridge in barrel.



2. Grip point holder between metal band and point. Unscrew barrel.

4. Grip point holder as in Step No. Two and replace barrel by screwing up tightly.

5. Hold pen in writing position for a few seconds. Then if pen does not write, unscrew barrel and squeeze plastic Skrip cartridge gently. (This should only be necessary first time new pen is filled.)

6. To refill, merely replace used Skrip cartridge.

### EMERGENCY REFILLING

If new Skrip cartridge is not readily available, an empty cartridge may be partially filled by unscrewing the barrel, immersing writing point in available ink supply and lightly squeezing empty cartridge. If this emergency filling is necessary, *be sure* excess ink is drained from point with tissue or other soft absorbent material.

# So attractive to carry!

No more digging in your handbag, searching for your pen. Now it's always at hand when you need it. Each *Lady Sheaffer* pen is gift-packaged with its own harmonizing fabric Purse Case. . . .in stunning fashion-right colors. The attractive Purse Case is so convenient, can be used in so many ways—

Even your reserve *Skip* cartridge supply has a luxury look!




Matching your *Lady Sheaffer* Purse Case is a handy fabric Pouch to hold your reserve supply of *Skip* cartridges. So you'll always be prepared, ready to write...with famous *Sheaffer Skip* writing fluid!

...you can clip it in your carry-all straight up-and-down or at a slight tilt.

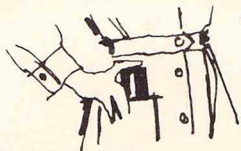


A student can clip it to her belt...

...or to her notebook



A nurse can tuck it in her pocket...



...or clip it to her writing board.



The woman executive can even clip it to her desk calendar.

# So easy to care for too!



Your *Lady Sheaffer* pen stays beautiful with minimum care. Just wipe barrel occasionally with damp cloth to restore original lustre.

- Remember to keep your *Lady Sheaffer* pen in its Purse Case.
- Don't place Purse Case flat into your bag.
- Don't carry your *Lady Sheaffer* pen loose in bottom of purse where it can become scratched or marred by car keys, lipstick case, etc.

Treasure your new *Lady Sheaffer* fountain pen... and it will serve you long and well.

Remember to keep your *Lady Sheaffer* pen in its Purse Case clipped in an upright position for perfect performance every time you write.

Should you wish an additional Purse Case or two, to match certain ensembles, they are available at a small charge.